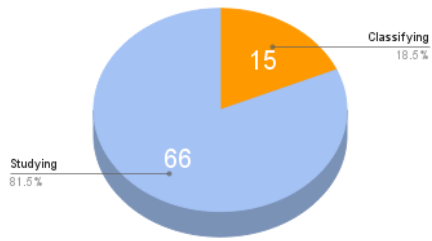
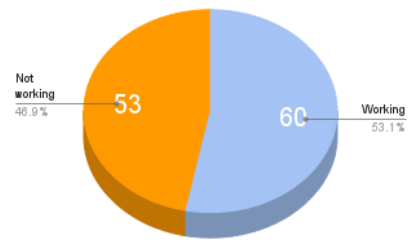


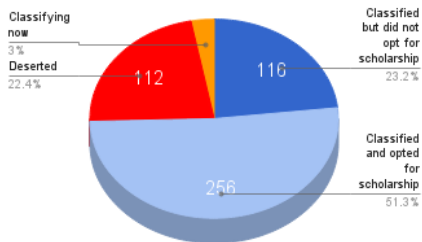
Active Students



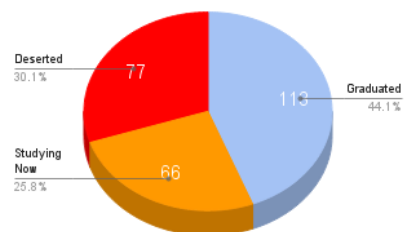
Program Graduates



Classification Stage



Scholarship Stage

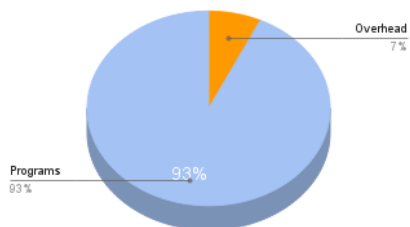


Classifying Stage		
Total since inception (2008)	499	
Classified but did not opt for scholarship	116	23%
Classified and opted for scholarship	256	51%
Deserted	112	22%
Classifying now	15	3%

Scholarship Stage		
Total since inception (2008)	256	
Graduated	113	44%
Studying Now	66	26%
Deserted	77	30%

Program Graduates		
Total since inception (2008)	113	
Working	60	53%
Not working	53	47%

Efficiency



Gender

