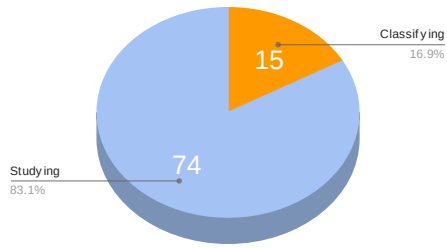
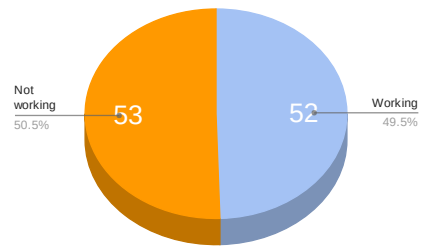


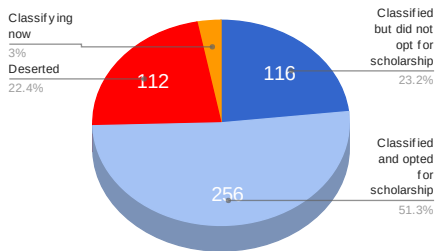
### Active Students



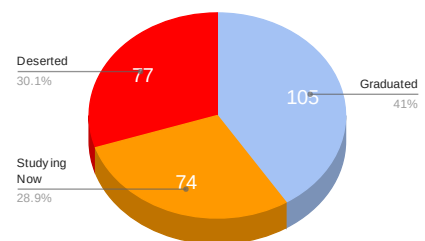
### Program Graduates



### Classification Stage



### Scholarship Stage

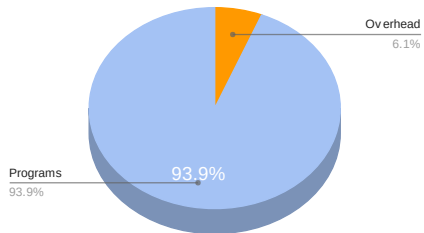


Classifying Stage		
Total since inception (2008)	499	
Classified but did not opt for scholarship	116	23%
Classified and opted for scholarship	256	51%
Deserted	112	22%
Classifying now	15	3%

Scholarship Stage		
Total since inception (2008)	256	
Graduated	105	41%
Studying Now	74	29%
Deserted	77	30%

Program Graduates		
Total since inception (2008)	105	
Working	52	50%
Not working	53	50%

### Efficiency



### Gender

